

**TIMBER:**  
Use hardwoods from Forest Stewardship Council (FSC) sources with an average density of 660kg/m<sup>3</sup> or higher and with 15% moisture content, such as 'Iroko' (Latin name: *Milicia excelsa*), 'Utile' (Latin name: *Entandrophragma utile*), or 'Sapele' (Latin name: *Entandrophragma cylindricum*) or a treated fast-growing softwood, modified by acetylation.

**CONSTRUCTION:**  
Framed and ledged solid door with mortice and tenon joints with T&G or VT&G clad facing, free from unsound knots exceeding 25mm in diameter, and loose knots or knot holes exceeding 10mm in diameter.

**GLAZING:**  
Single glazed annealed glass, minimum 6mm thick.

**IRONMONGERY:**  
Where salvagable, existing original ironmongery should be reconditioned and reused. If replacements are required, use surface-mounted traditional rim sashlock in black antique finish, size 155mm x 105mm. Solid brass knobs and 85mm diameter rose in self-coloured or black finish. Pair of 102mm x 60mm loose pin butt hinge self in coloured steel. 100–150mm tower bolts fitted top and bottom as required. If using softwood modified by acetylation, stainless steel ironmongery must be used.

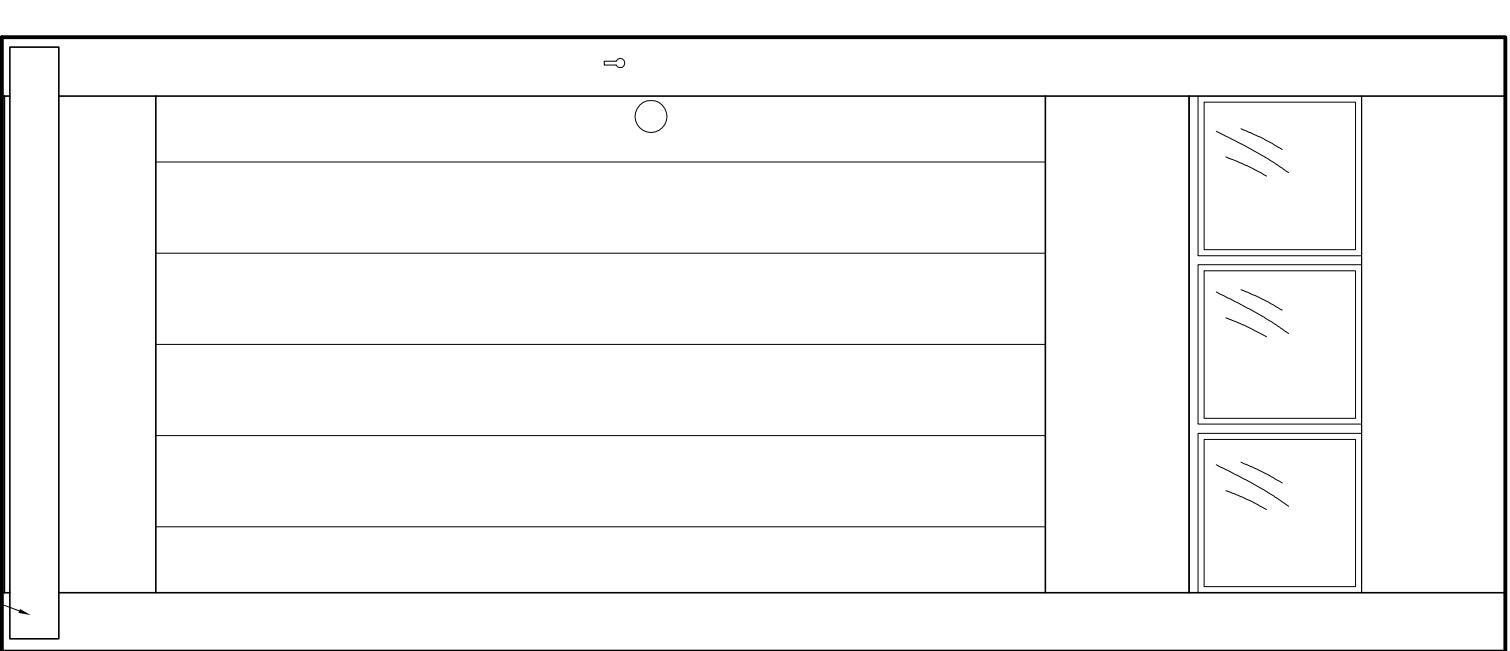
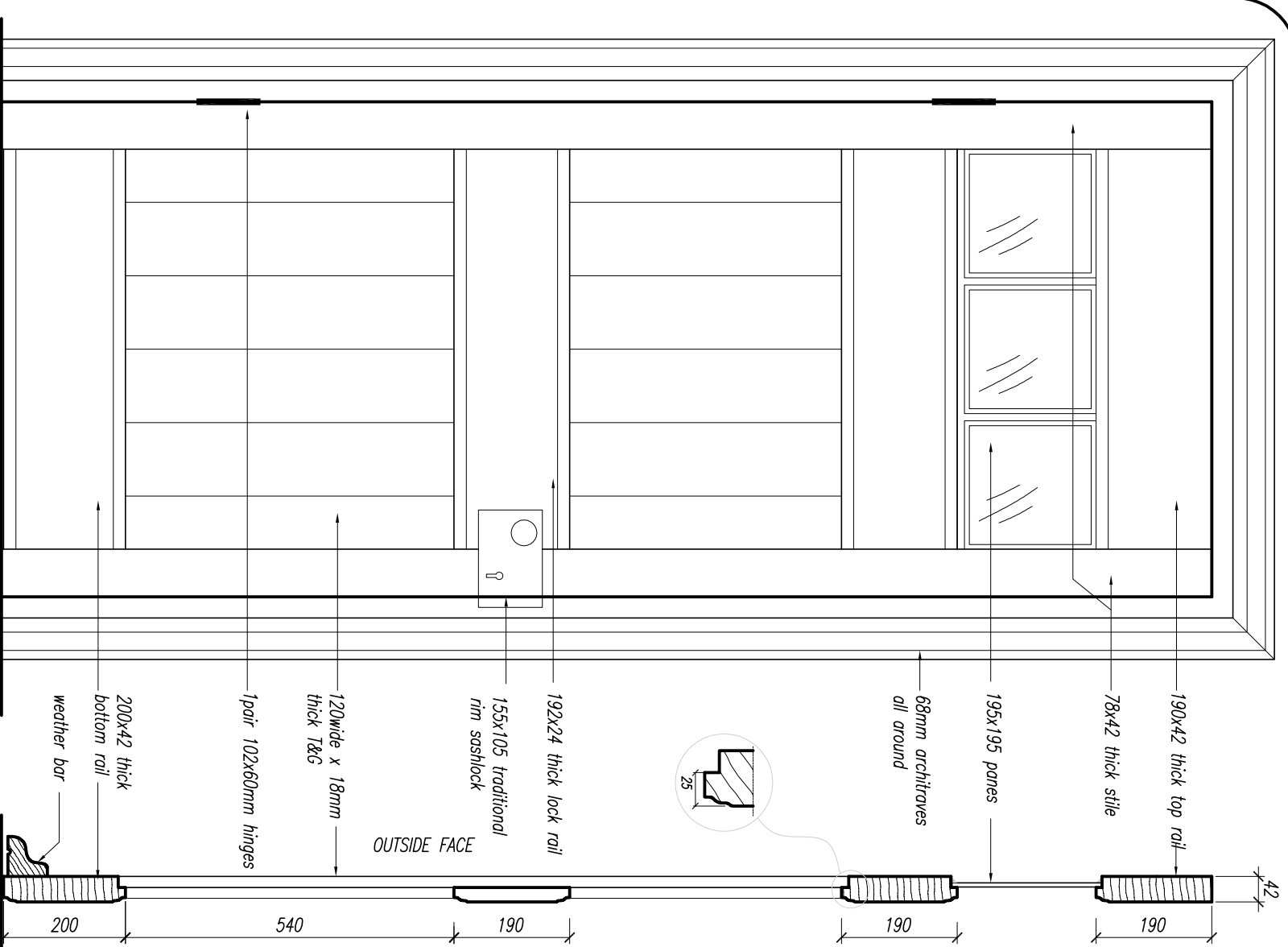
**DRAUGHT PROOFING:**  
Brush or hinged flap draught excluders for gaps at the bottom of doors and concealed compression or wiper seals around the perimeter of the door/frame may be fitted.

**PAINT:**  
All areas to be pre-treated with linseed oil and knot sealed prior to application of one coat of alkylid primer. Two undercoats applied prior to applying one top coat of either oil based or water based paint in either egg shell or satin finish (not gloss). Finish can be either brush or spray applied and must be consistent throughout.

**COLOURS:**  
The exterior surface of all rear doors to be painted green BS 146 39, unless otherwise specified. The exterior surface of the rear doors at the following properties to be painted black.

- Duke of York Cottages
- 89-92 Greendale Road
- 97-100 Greendale Road
- 49-55 Wood Street

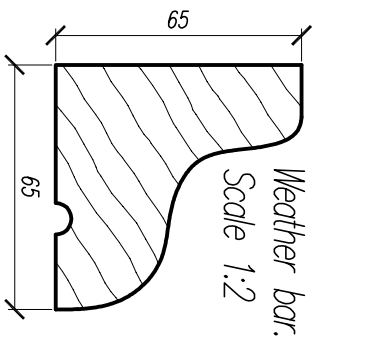
Wirral Council is not liable for inaccuracies, poor workmanship or inadequate installation of features installed or replaced under the Order. Verify all dimensions and existing conditions on site, including profiles, height and width of all aspects of the door, frame, architrave and details to be installed or replaced.



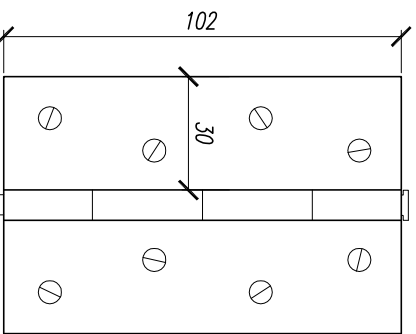
Internal Elevation. Scale 1:10

Section.

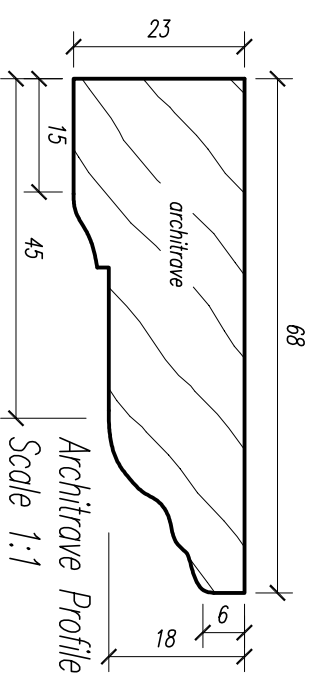
External Elevation.



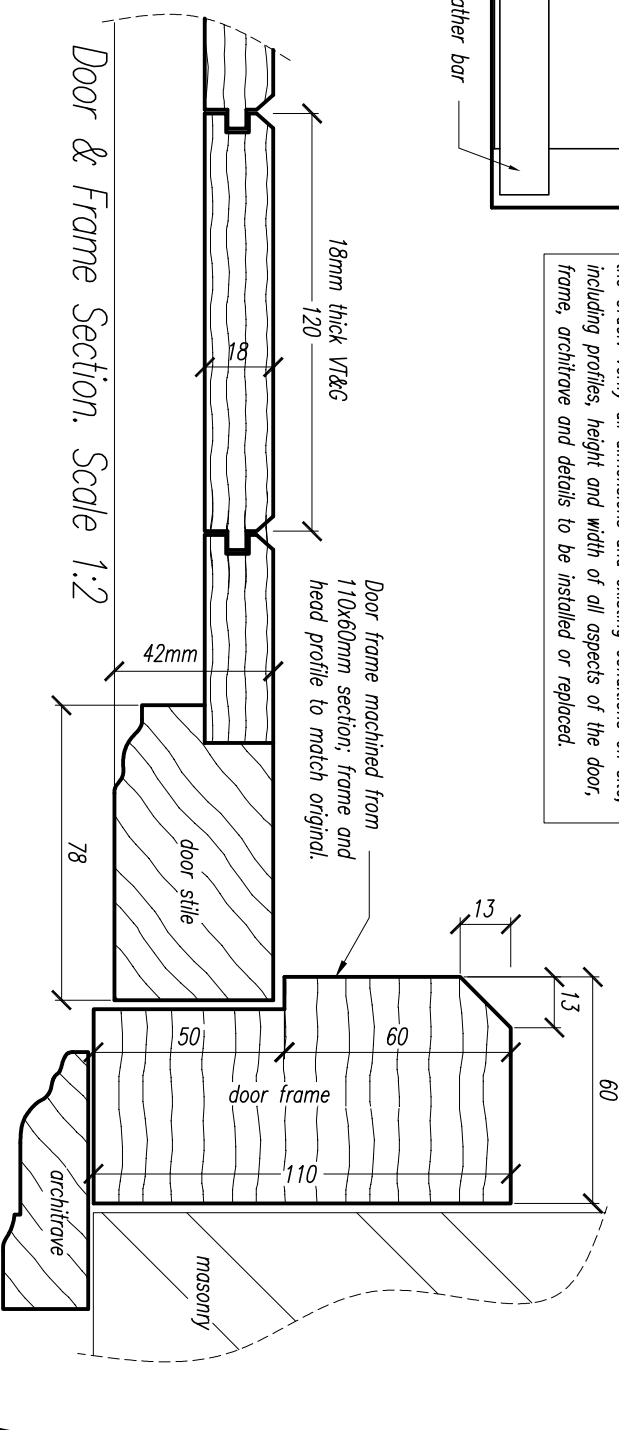
Weather bar.  
Scale 1:2



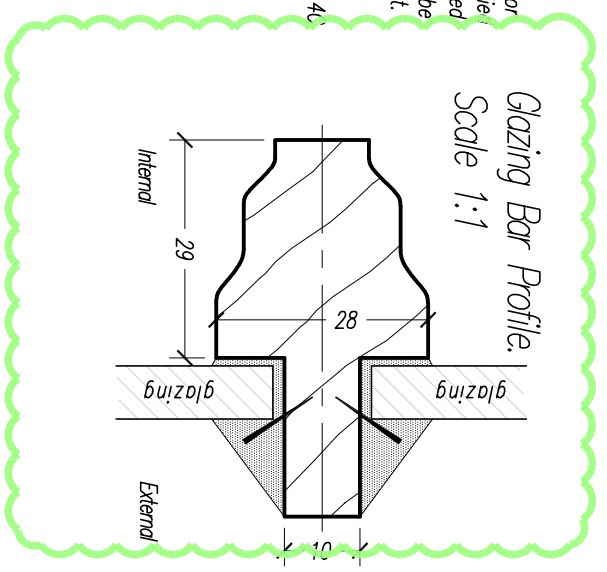
Hinges.  
Scale 1:2



Architrave Profile  
Scale 1:1



Door & Frame Section. Scale 1:2



Glazing Bar Profile.  
Scale 1:1