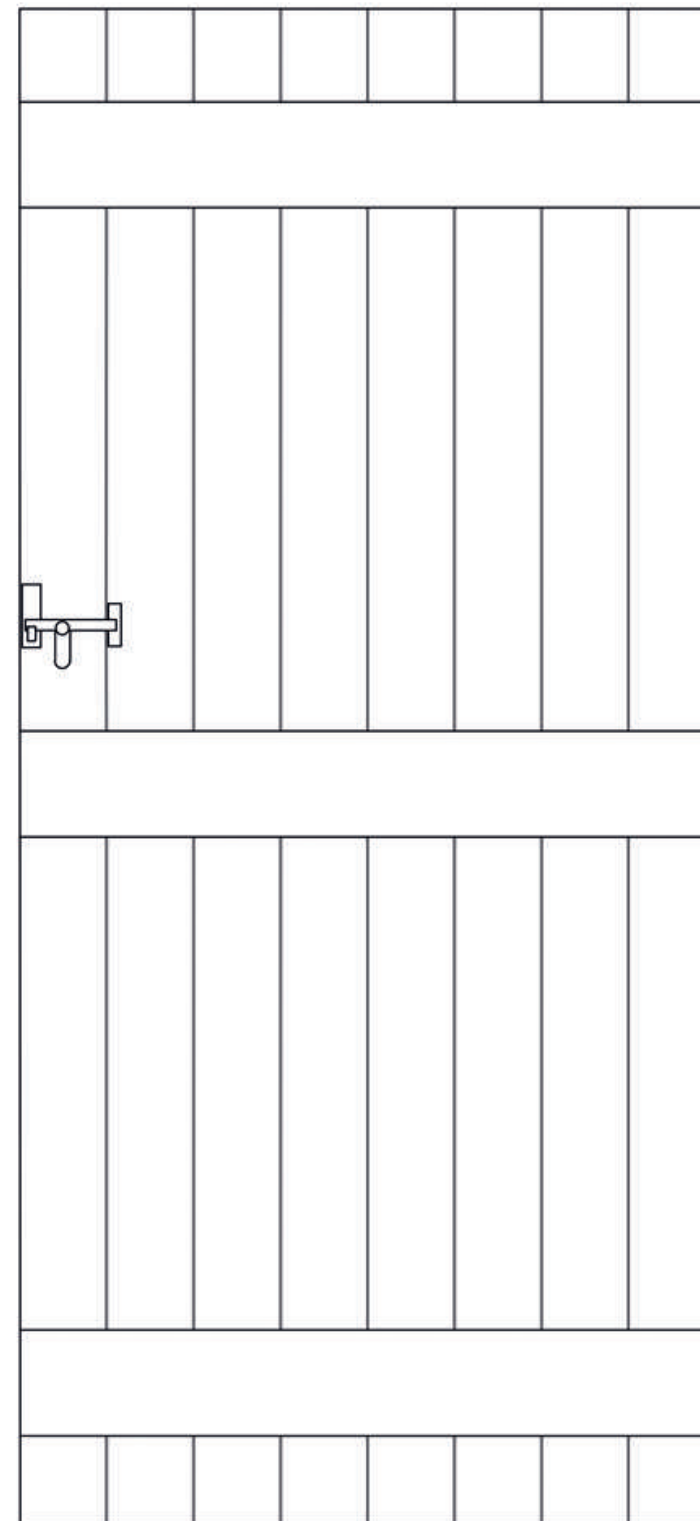
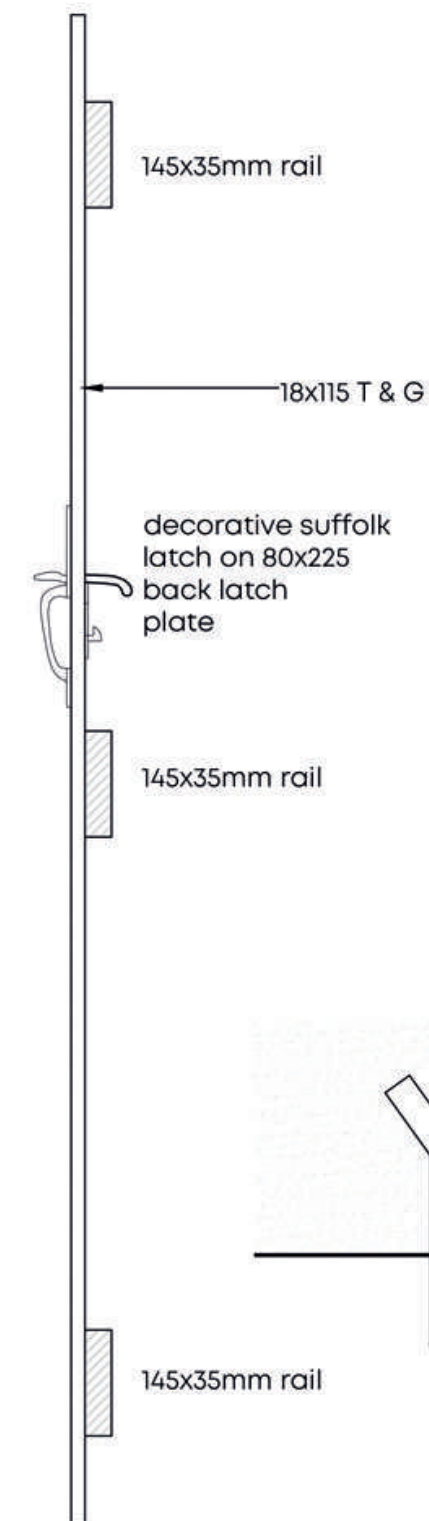


External Elevation 1:10



Internal Elevation 1:10



Section 1:10

Timber:
Use hardwoods from Forest Stewardship Council (FSC) sources with an average density of 660Kg/m³ or higher and with 15% moisture content 'Sapele' (Latin name: Entandrophragma cylindricum).

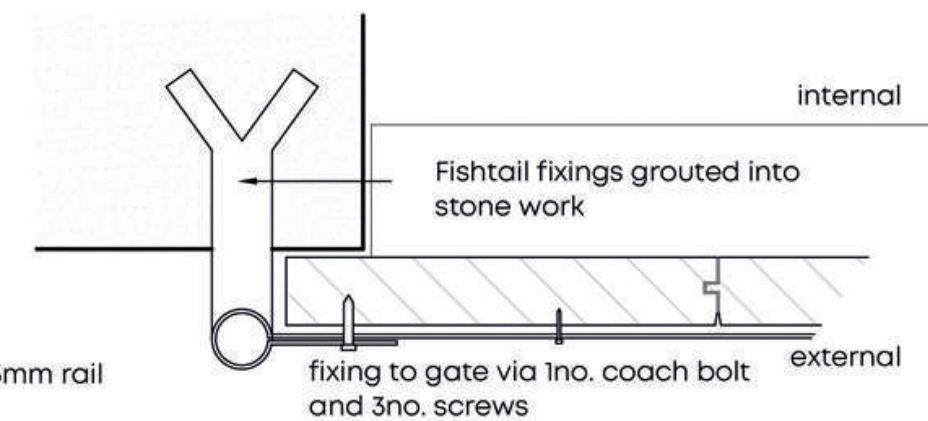
Construction:
Braced Doors with T and G facing timber generally free from unsound knots, loose knots or knot holes.

Ironmongery:
Where salvageable existing original ironmongery should be re-used.

Paint:
All areas to be pre-treated with linseed oil and knot sealed prior to application of one coat of alkyd primer. Two undercoats applied prior to applying one top coat of either oil based or water based paint in either egg shell or satin finish (not gloss). Finish can be either brush or spray applied and must be consistent throughout.

Colour:
Doors to be painted Dark Green 14 c 39

Wirral Council is not liable for inaccuracies, poor workmanship or inadequate installation of features installed or replaced under the Order. Verify all dimensions and existing conditions on site, including profiles, height and width of all aspects of the window to be installed or replaced.



Door and Stone Fixing 1:2

Notes:
This Drawing is the copyright of Paddock Johnson Partnership Limited and may not be used without prior written consent.
Written dimensions to be taken in preference to scaled dimensions
Due to inaccuracies of scanning, scanned images should not be scaled.